


Cleaning 3 Way Solenoid




1. Remove Front cover






2. Take off nut with a 3/4" wrench. To remove coil pack



3. Coil pack comes off




4. With a 1" wrench Remove Cartridge



5. Cartridge comes out



6. Inspect to see if in the plunger a piece of metal is stuck holding it open



7. Set the Cartridge into 4 way coil pack and then flip directional switch to see if cartridge is working

