


Dual 194 Power Steering / Brake Flush Service



3092 3091 3093



6093

5046




5041 5040 5053 5054

5024

4041

5044
(5045 Inside)



3009

4006

6028

6013

6035

6013

6027

6036



6081

6005 6052 6041

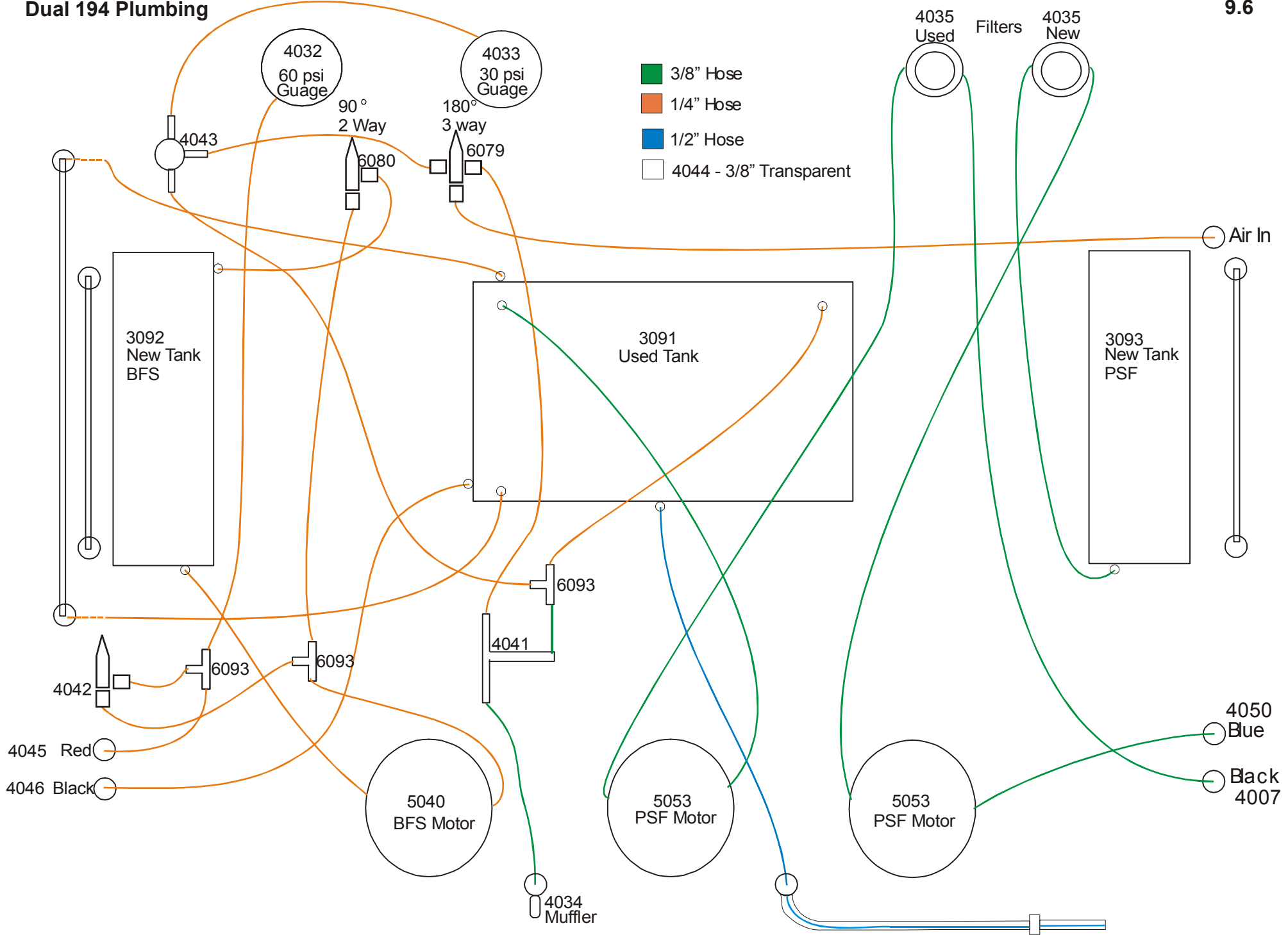
4043

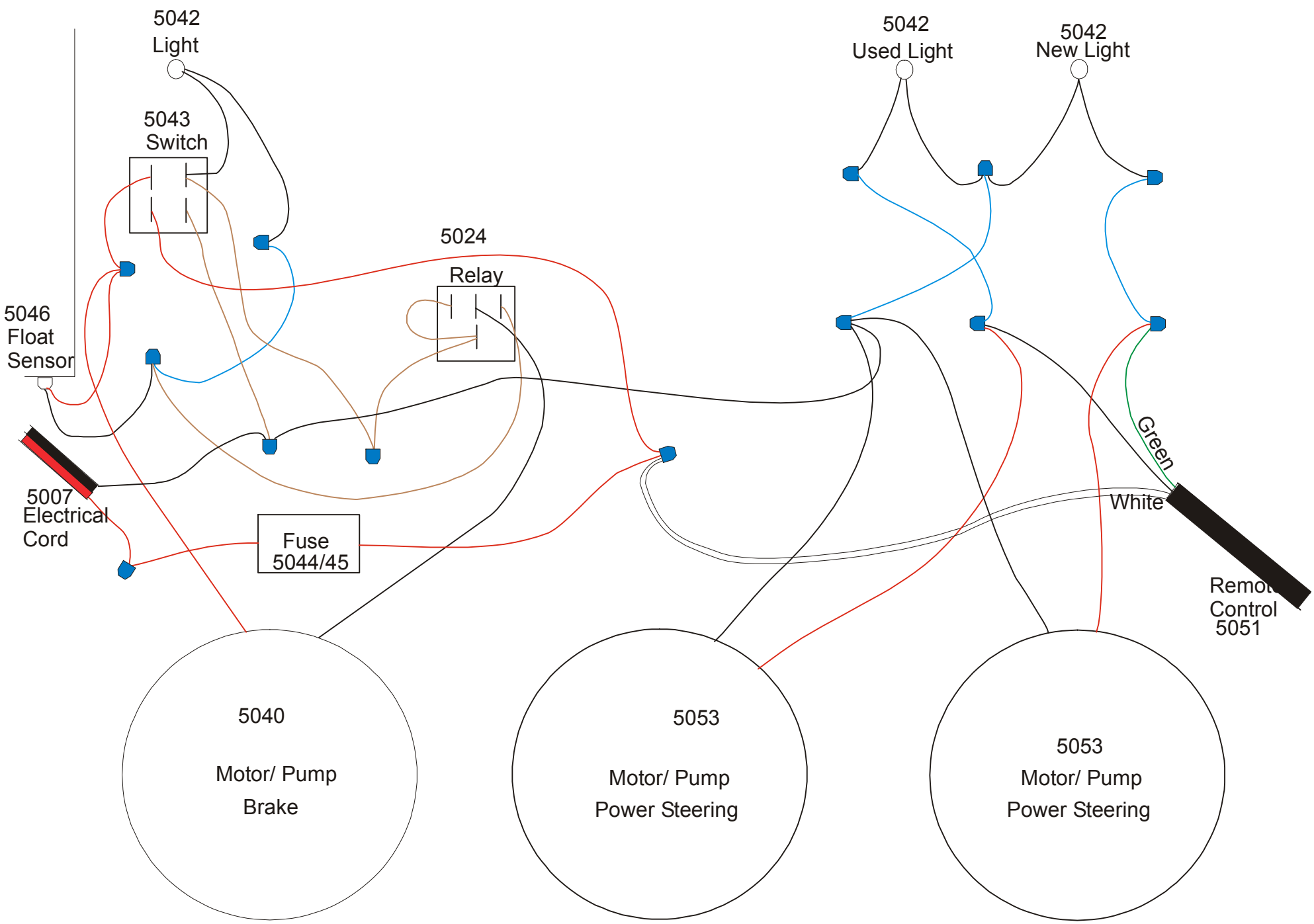


6007



Dual 194 Plumbing





Dual 194 Troubleshooting

Power Steering Side

No Power

- Check battery connectors, power cord and switches.

No Suction

- Clean or replace pump head

Pump runs but no fluid

- Check for obstruction in the tank or inlet hose at the pump.

Brake Flush Side

No Power

- Check battery connectors and power cord.
- Check switch.

Pump runs but no fluid

- Check for obstructions in the tank or inlet hose at the pump.

No vacuum

- Clean muffler and vacuum injector

New Fluid Tank Full but Pump does not start

- Check float switch inside new fluid tank.

PSF Fittings



Part # **7027**
1/4" Black and Blue
Adapter Set



Part # **7028**
3/8" Black and Blue
Adapter Set

BFS 110 Brake Fittings



Part # **B100**



Part # **B300**



Part # **B400**
4 ft Clear Hose



Part # **B500**
Clear Hose



Part # **B01**
Chrysler and Other



Part # **B02**
Ford



Part # **B03**
Ford and Others



Part # **B04**
General Motors



Part # **B05**
European and
Others



Part # **B08**
Expandable O-Ring
Honda and Others



Part # **B09**
Expandable O-Ring
Honda



Part # **B10**
Toyota and Others



Part # **B11**
Toyota and Others



Part # **BA13**
Brake Bleeder Adapter
Nissan

BFS Fittings Optional



Part # **BC01**
Chrysler or GM



Part # **BC02**
Chrysler or GM



Part # **BC04**
BMW Audi Euro.



Part # **BC05**
Nissan



Part # **BC06**
Mazda



Part # **BC09**
Honda Accord



Part # **BC10**
Nissan



Part # **BC12**
Honda



Part # **BC13**
Honda



Part # **BC15**
Ford



Part # **BC16**
Daihatsu



Part # **BC17**
Mitsubishi



Part # **BC18**
Nissan



Part # **BC19**
Nissan



Part # **BC20**
Ford Escape



Part # **BC11**
Chrysler or GM



Part # **BC0712**
Universal



Part # **BC0813**
Universal



Part # **B400**
4 ft Clear Hose
Attach to bleeder screw to
vacuum out fluid.



Part # **B500**
Clear Hose
To Vacuum out fluid reservoir



Part # **B600**
Transparent Hose
To fill fluid reservoir



Optional Fitting
Part# **B200**
GM/Chrysler

Dual 194 Power Steering / Brake Flush Service

9.1a

Fasteners

1000	Quadrex Screws for body assembly
1005	Acorn Nut

Hardware

2000	Solid Caster
2001	Swivel Caster
2002	Fill Cap Plastic
2003	Pull Handle Plastic
2008	Power Cord Strain Relief
2011	Strain Relief for PSF Remote Box
2015	Pressure Cap Plastic
2061	10" long ABS drip tube sealed bottom
2080	Dual 194 Decal Package

Metal Body Parts

3008	Metal Hose Hanger
3009	Dran Hose Hanger
3033	Power Cord Hanger - 11 3/4" Long 1" Deep
3051	Metal Cover Plate for Remote box
3090	Metal Body for Dual 194 BFS/PSF
3091	Used Fluid Tank Steel
3092	Brake Side New Fluid Tank Stainless Steel
3093	Power Steering New Fluid Tank Stainless Steel

Plumbing

4006	1/2" Grey Drain Hose
4007	3/8" push on hose Black
4022	Water Seperator (Air Filter)
4023	Water Seperator (Air Filter) Glass Bowl Only
4032	2" 30 psi Gauge
4033	2" 30 psi Pressure Vacuum
4034	1/4" Metal Muffler
4035	1/4" Inline Filter
4041	Vacuum Pump 1/8" ports
4042	2 way 90° Ball Valve (Leak Test)
4043	Regulator 0-25 psi
4044	3/8 Transparent Nylon Hose
4045	1/4 Red Hose
4046	1/4 Black Hose
4050	3/8" push on Blue Hose

Electrical

5006	Battery Clamps
5007	Power Cord
5018/19	Marrets
5024	5 pin Relay 30 AMP
5026	Blue Spade Connector
5040	Motor / Pump Brake Side
5041	Pump 8050 Brake Side
5042	Light (Solico)
5043	4 Prong Switch w/light
5044	Fuse Holder 18 guage
5045	Fuse 10 amp
5046	Float Sensor Switch
5050	Plastic Power Receptical for Remote Box
5051	Electrical Wire for Remote Box
5052	Plastic 3/4" x 1/2" Bushing
5053	Electrical Motor and Pump Assembly for PSF side
5054	Pump 8000 PSF 214 side
5055	Square Plastic Switch

Fittings

6001	3/8" Hose Barb 1/4" Female Thread
6004	1/4" Hose Barb 1/8" Pipe Thread in a 90°
6005	1/4" Hose Barb 1/4" Pipe Thread in a 90°
6007	3/8" Hose Barb 1/4" Pipe Thread in a 45°
6013	1/2" One Sided Crimp
6024	1/4" Bulkhead Coupler
6026	Female Quick Connect with 3/8 hose barb
6027	1/2" Hose Barb 3/8" Pipe Thread
6035	1/2" Hose Barb 3/8" Male Pipe Thread
6036	1/2" Bulk Head
6040	Nylon 3/8" x 3/8" 90° hose mender
6041	1/4" Hose Barb to 1/8 Female Pipe Thread
6052	1/8 Female Pipe Thread 1/8" Male Thread on a 90
6079	1/4" 3 Way 180° Ball Valve Panel Mount
6080	1/4" 2 Way 90° Ball Valve Panel Mount
6081	3/8" Nylon Hose Barb 1/4" Female Pipe Thread 90°
6090	New Fluid Quick Connect
6091	Used Fluid Quick Connect
6093	1/4" Male Tee Nylon
6095	3/8" Compression 1/8" Male Thread in a 90°

Assembled Parts

7003	Battery Clamps (5006) and Cable (5007) Set
7004	ATS Drain Hose Assembly
7020	BFS Black Exchange Hose Assembly
7021	BFS Red Exchange Hose Assembly
7025	PSF Black Exchange Hose Assembly 8 ft
7026	PSF Blue Exchange Hose Assembly 8 ft
7027	Blue and Black 1/4" Adapter Set
7028	Blue and Black 3/8" Adapter Set

Fitting New Style

BC01	Chrysler / GM
BC02	Chrysler / GM
BC04	BMW Audi Euro
BC05	Nissan
BC06	Mazda
BC09	Honda Accord
BC10	Nixxan
BC12	Honda Accord
BC13	Honda Accord
BC15	Ford
BC16	Daihatsu
BC17	Mitsubishi
BC18	Nissan
BC19	Nissan
BC20	Ford Escape
BC0813	Universal
BC11	Chrysler / GM
BC0712	Universal
B400	Attach to Bleeder screw to vacuum out fluid
B500	To vacuum out fluid reservoir
B600	To fill fluid reservoir

Optional

B200	GM/Chrysler
------	-------------